

# 澳洲广播电台

## 旅游业英语

### Elementary English for Tourism and Hospitality 旅游业英语

#### LESSON 9 – Giving Directions

第九课 – 为客人指路

#### STUDY NOTES

学习笔记

#### Characters

课文人物

Leo: Receptionist  
利奥: 酒店接待员  
Mona: Guest  
蒙纳: 酒店客人  
Jack: Guest  
杰克: 酒店客人

#### The story

课文场景




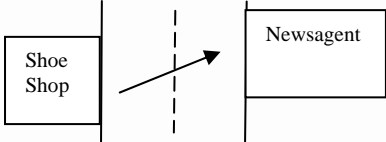
Mona and Jack want to go shopping. They ask the hotel receptionist, Leo, for directions.  
蒙纳与杰克打算去购物，他们向酒店接待员利奥问路查询方向。

#### Language – Giving Directions

课文重点 – 为人指路

Look at the following directions and diagrams. Read them out loud.

请朗读下列图表列出的指路的短语

Turn <b>right</b> at the next street. 到了下一条街往右转	
Turn <b>left</b> when you get to the park. 到了公园后往左转	
Go <b>straight ahead</b> until you see a shoe shop. 沿着路一直向前走直到看到一家鞋店	
<b>Cross the street</b> to the newsagent. 穿过马路走到一家报刊经销店	

# 澳洲广播电台

## 旅游业英语

There's a café <b>next to</b> the newsagent. 报刊经销店隔壁是一家咖啡馆	<div style="display: flex; justify-content: space-around; align-items: center;"> <div style="border: 1px solid black; padding: 5px; text-align: center;">Newsagent</div> <div style="border: 1px solid black; padding: 5px; text-align: center;">Cafe</div> </div>
Keep walking <b>down</b> the street for about five minutes. 沿着马路一直往下走大约五分钟	↓
You'll find the bank <b>between</b> the cinema and the restaurant. 你会看到银行就在电影院与一家餐馆之间	<div style="display: flex; justify-content: space-around; align-items: center;"> <div style="border: 1px solid black; padding: 5px; text-align: center;">Cinema</div> <div style="border: 1px solid black; padding: 5px; text-align: center;">Bank</div> <div style="border: 1px solid black; padding: 5px; text-align: center;">Restaurant</div> </div>

### EXERCISES

#### 练习

#### 1. Key vocabulary

#### 1. 重要词汇

Look up the meaning and pronunciation of these words in your dictionary.

请从字典查找下列词汇的意思与发音。

cab	cross	find
left	major	mall
outside	pleasure	set
shopping centre	taxi	traffic lights

#### 2. Language Practice - Giving Directions

#### 2. 课文练习—为人指路

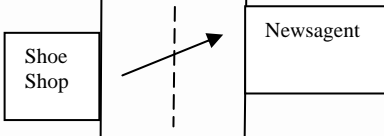


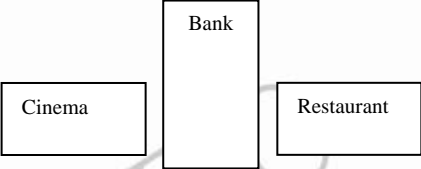
Without looking at the previous page, match the following directions with the correct diagram. After you have checked your answers, read them out loud. Then practice giving directions with a friend.

请勿参阅前面的例句，练习连接下列的指路词汇及短语与图表里的标志，在核对了正确的答案后大声地朗读并且与朋友练习如何为人指路。

<p>1. <b>straight ahead</b> 1. 一直向前走</p>	<p>a. </p>
<p>2. <b>down</b> 2. 往下走</p>	<p>b. </p>
<p>3. <b>right</b> 3. 向右转</p>	<p>c. </p>

# 澳洲广播电台

## 旅游业英语

<p>4. <b>next to</b> 4. 在隔壁</p>	<p><b>d</b></p> 
<p>5. <b>cross the street</b> 5. 穿过马路</p>	<p><b>e</b></p> 
<p>6. <b>between</b> 6. 在。。。与。。。之间</p>	<p><b>f</b></p> 
<p>7. <b>Left</b> 7. 向左转</p>	<p><b>g</b></p> 

### 3. The Chant 3. 短语练习

Practice saying this chant out loud.  
请朗读下列的短语

Where to?  
请问去哪里?

Where to?  
请问去哪里?

Don't worry,  
不用担心,

I know the way.  
我认识路的。

Nice to meet you  
很高兴认识您

Nice to meet you  
很高兴认识您

Hope you enjoy your stay!  
希望您在此地旅行愉快!

Suggested answers. 2. 1) c 2) f 3) a 4) e 5) d 6) g 7) b